

JUNE 2016

# EMPLOYMENT TRENDS REPORT

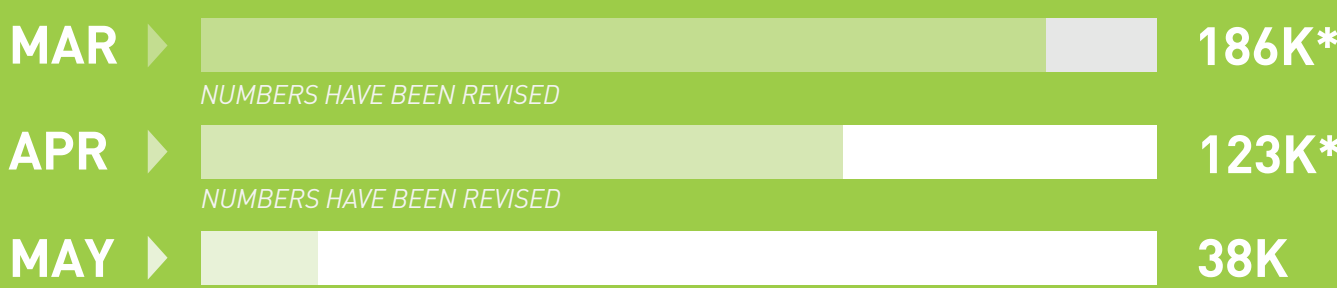


MAY JOB GAINS

**JOBS ADDED  
IN MAY  
38K**



TOTAL NONFARM PAYROLL EMPLOYMENT GAINS



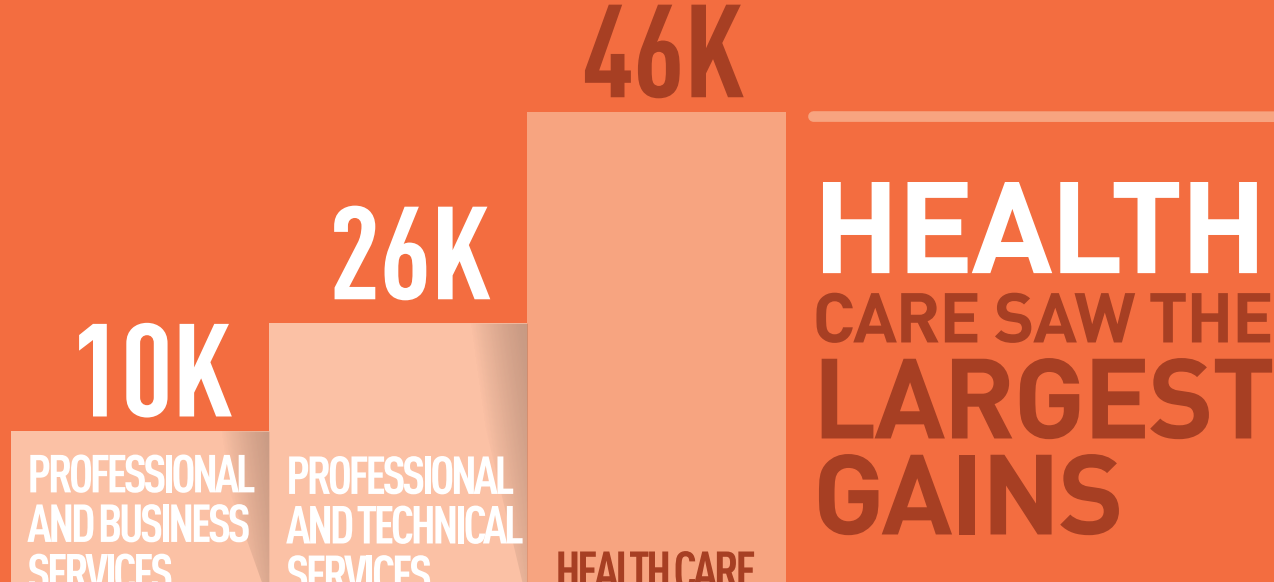
AVERAGE MONTHLY GAINS



**116K/MONTH**  
Over the past 3 months

**219K/MONTH**  
Over the past 12 months

SECTORS WITH THE LARGEST GAINS



AVERAGE WORK WEEK



**34.4**

NONFARM PAYROLL  
HOURS



**3.2**

FACTORY OVERTIME  
HOURS



**40.8**

MANUFACTURING  
HOURS




**33.6**

PRODUCTION &  
NON-SUPERVISORY  
HOURS

AVERAGE HOURLY PAY

UNEMPLOYMENT RATE



**\$25.59**  
NONFARM  
PAYROLL

AVG. HOURLY EARNINGS  
INCREASED 2.5%  
OVER THE YEAR

**\$21.49** PRIVATE-SECTOR PRODUCTION  
& NONSUPERVISORY



**DECREASED TO  
4.7%**

AMERICAN STAFFING ASSOCIATION



“What does not jump out of today’s jobs report is the fact that American employers across many sectors are still facing significant hiring and skills gap challenges. At a time when the labor market participation rate has fallen to 62.6%, businesses report that they have close to six million open jobs they cannot fill.”

**RICHARD WAHLQUIST**  
PRESIDENT AND CHIEF EXECUTIVE OFFICER OF  
THE AMERICAN STAFFING ASSOCIATION

U.S. STAFFING INDUSTRY

**0.6%** SEASONALLY ADJUSTED

STAFFING EMPLOYMENT DOWN  
.7% FROM APRIL & UP  
.6% FROM MAY 2015

**3.3%** SEASONALLY ADJUSTED

YEAR-TO-YEAR STAFFING  
JOB GROWTH AVERAGED  
3.3% PER MONTH OVER  
THE PAST 12 MONTHS

Sources

1 [HTTP://WWW.BLS.GOV/NEWS.RELEASE/EMPSIT.NR0.HTM](http://www.bls.gov/news.release/empsit.nr0.htm)

2 [HTTPS://AMERICANSTAFFING.NET/POSTS/2016/06/03/BLS-STAFFING-EMPLOYMENT-FLAT-MAY/](https://americanstaffing.net/posts/2016/06/03/bls-staffing-employment-flat-may/)

**staff management | smx**

a TRUEBLUE company