

MAY 2016

EMPLOYMENT TRENDS REPORT



APRIL JOB GAINS

**JOBS ADDED
IN APRIL
160K**



TOTAL NONFARM PAYROLL EMPLOYMENT GAINS



**FEBRUARY
233K***

NUMBERS HAVE BEEN REVISED

**MARCH
208K***

NUMBERS HAVE BEEN REVISED

**APRIL
160K**

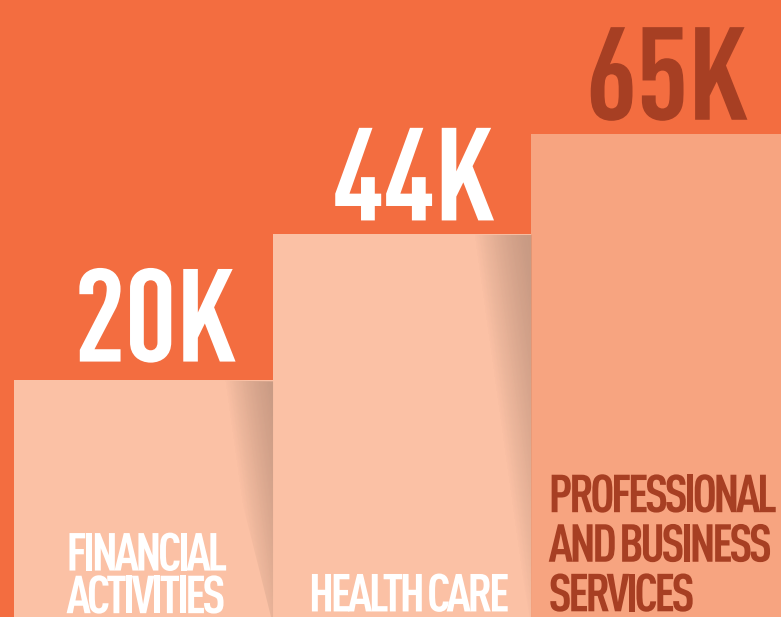
AVERAGE MONTHLY GAINS



200K/MONTH
Over the past 3 months

232K/MONTH
Over the past 12 months

SECTORS WITH THE LARGEST GAINS



**PROFESSIONAL
AND BUSINESS
SERVICES SECTOR
SAW THE
LARGEST GAINS**


AVERAGE WORK WEEK




**NONFARM PAYROLL
HOURS**



**FACTORY OVERTIME
HOURS**



**MANUFACTURING
HOURS**



**PRODUCTION &
NON-SUPERVISORY
HOURS**

AVERAGE HOURLY PAY



\$25.53
NONFARM
PAYROLL

**AVG. HOURLY EARNINGS
INCREASED 2.5%
OVER THE YEAR**

\$21.45

**PRIVATE-SECTOR PRODUCTION
& NONSUPERVISORY**

UNEMPLOYMENT RATE



**THE UNEMPLOYMENT
RATE IS
UNCHANGED**

5%

AMERICAN STAFFING ASSOCIATION



“ In the current slow growth economy, businesses are understandably cautious about adding to employee headcount. However, staffing and recruiting firms continue to report increases in demand across several sectors as clients strategically increase the size of their flexible and permanent workforces. ”

RICHARD WAHLQUIST
PRESIDENT AND CHIEF EXECUTIVE OFFICER OF
THE AMERICAN STAFFING ASSOCIATION

U.S. STAFFING INDUSTRY

2.3%

SEASONALLY ADJUSTED

**STAFFING EMPLOYMENT DOWN
.3% FROM MARCH & UP
2.3% FROM APRIL 2015**

3.3%

SEASONALLY ADJUSTED

**YEAR-TO-YEAR STAFFING
JOB GROWTH AVERAGED
3.3% PER MONTH OVER
THE PAST 12 MONTHS**

Sources

[HTTP://WWW.BLS.GOV/NEWS.RELEASE/EMPSIT.NRO.HTM](http://www.bls.gov/news.release/empsit.nro.htm)

[HTTPS://AMERICANSTAFFING.NET/POSTS/2016/05/06/BLS-STAFFING-EMPLOYMENT-GROWTH-CONTINUED-APRIL/](https://americanstaffing.net/posts/2016/05/06/bls-staffing-employment-growth-continued-april/)

staff management | smx

a TRUEBLUE company