

EMPLOYMENT TRENDS REPORT

November Job Gains

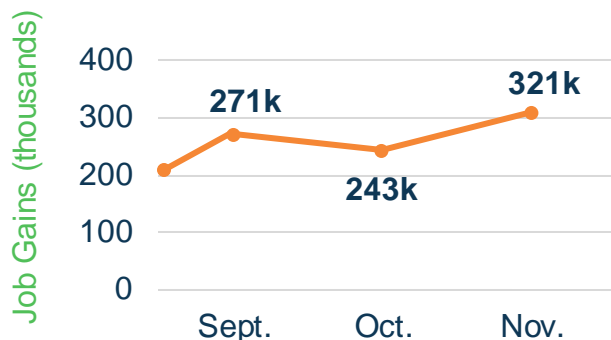


TEMPORARY HELP SERVICES

Continued upward trend, adding 23,000 jobs



Total Nonfarm Payroll Employment



5.8% UNEMPLOYMENT RATE (Seasonally Adjusted)

SECTORS THAT ADDED THE MOST JOBS IN NOVEMBER



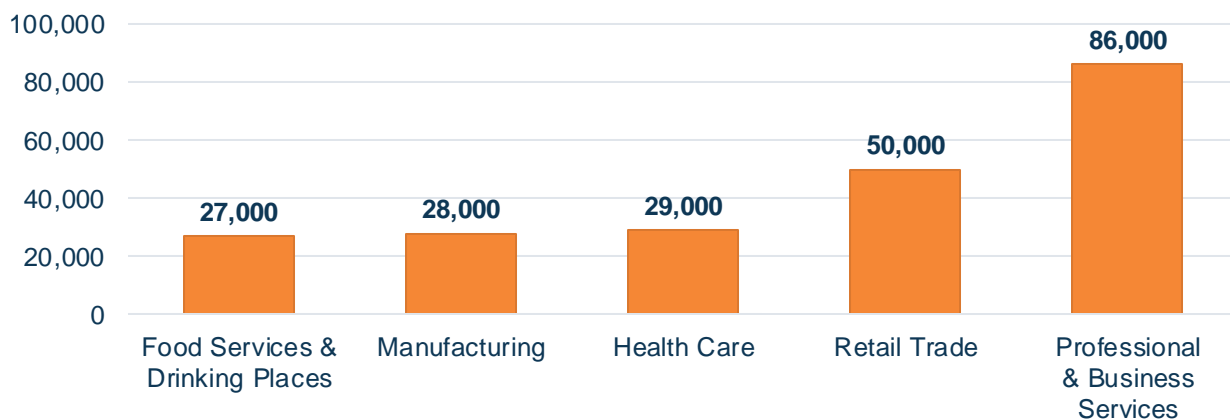
RETAIL TRADE

&



PROFESSIONAL & BUSINESS SERVICES

Sectors Showing Largest Gains



Average Work Week

34.6 HOURS Nonfarm Payroll

3.5 HOURS Factory Overtime

41.4 HOURS Manufacturing

33.8 HOURS Production & Nonsupervisory



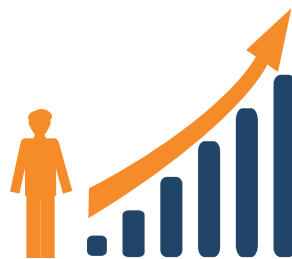
Average Hourly Pay

\$24.66 Nonfarm Payroll

+2.1% Avg. Earnings Year-Over-Year

STAFFING INDUSTRY

“Staffing industry employment has returned to prerecession levels as businesses continue to **increase the size of their flexible & permanent workforces** in response to sustained increases in demand for their products & services.”



+8.8% Temporary Help Year-Over-Year

Staffing industry employment **up 3.6%** from 2nd to 3rd quarter of 2014, adding an average of **113,300+ workers** per week.



Richard Wahlquist
President & CEO,
American Staffing
Association

Sources

- 1 bls.gov/new s.release/empsit.nr0.htm
- 2 americanstaffing.net/posts/2012/12/07/bls-staffing-adds-jobs-november/
- 3 americanstaffing.net/posts/2014/12/11/third-quarter-staffing-employment-returns-prerecession-levels/